

# Testing Report CONTENIDO\_4.10.0 PHP7.2

## Fehler

- ✘ `css/index.php, js/index.php =>` **CON-2797** - Overviews list file index.php **CLOSED**
- ✘ `Groups || Users Areas, Content, Categories =>` **CON-2799** - Permissions assigned to a user are added or rendered twice **RESOLVED**
- ✘ `PHP Warning: count(): Parameter must be an array or an object that implements Countable`  
**CON-2799** - Neu language create under Installation without client for php7.2 **OPEN**
- ✘ `environment.php`
- ✘ `PHP Warning: chmod(): Operation not permitted in contenido/classes/class.filehandler.php on line 398 cCodeGeneratorStandard->generate()`
- ✘ `I can't create a new language.` **CON-2799** - Neu language create under Installation without client for php7.2 **OPEN**

## Verbesserung

### New installation with example client

**With functions and data**

**only with functions and no data**

### New installation without example client


## General Tests

Please try to perform the following actions and check if they behave like expected for the backend and frontend


### Content -> Articles

Type	Backend	Frontend	Description
Create article	yes		
Set start article	yes		
Make article online	yes		
Change template	yes		
Freeze article	yes		
Duplicate article	yes		
Edit article (please see <a href="#">Content Types</a> )			
Edit article with activated TinyMCE4	yes		
Edit article properties	yes		
List content entries	yes		
Edit content list entry	yes		
Delete content list entry	yes		
Delete article	yes		
Edit template configuration	yes		
Protect category	yes		
Make category online	yes		
Synchronize article	yes		
Synchronize category	yes		

### Content -> Category

Type	Backend	Frontend	
Create new tree	yes		
New category	yes		
Rename category	yes		
Set category on- or offline	yes		
Protect category	yes		
Move category up	yes		
Move category	yes		Only if category is not a root.
Move category down	yes		
Duplicate category	yes		
Configure category	yes		
Frontend access	yes		 only for frontend user
Delete category	yes		

## Content -> File manager

Type	Backend	Frontend	Description
Create directory	yes		
Upload files	yes		
Modify file	yes		 can modify properties, no file
Replace file	yes		
Multidelete files	yes		
Delete files	yes		
Remove directory	yes		

## Content -> Translations

Type	Backend	Frontend	Description
View translations	yes		
Add language	 <b>CON-2799</b> - Neu language create under Installation without client for php7.2 <a href="#">OPEN</a>		To add a language to this view, select it and click the plus button. A new row for the selected language should now appear in the list.
Edit translations	yes		To edit a translation click on the pencil icon for a single language or for all languages. The translations should now be displayed in textareas that can be edited and saved.

## Style -> Layouts

Type	Backend	Frontend
Create layout	yes	
Modify layout	yes	
Synchronize layouts	yes	
Delete layout	yes	

## Style -> Modules

Type	Backend	Frontend	Description
Create module	yes		

Edit module (please see <a href="#">Content Types</a> )			
Synchronize modules	yes		
Manage history	yes		
Truncate history	yes		Will delete all eintries in history!
Translate modules	yes		
Delete module	yes		


## Style -> Templates

Type	Backend	Frontend
Create template	yes	
Edit template (please see <a href="#">Content Types</a> )		
Duplicate template	yes	
Visual edit	yes	
Delete template	yes	


## Style -> CSS

Type	Backend	Frontend
Create CSS	yes	
Modify CSS	yes	
Truncate history	yes	
Delete CSS	yes	

## Style -> JavaScript

Type	Backend	Frontend
Create script	 <a href="#">CON-2797</a> - Overviews list file index.php <span>CLOSED</span>	
Edit script	yes	
Manage history	yes	
Truncate history	yes	
Delete script	yes	


## Style -> HTML

Type	Backend	Frontend
Create HTML template	 <a href="#">CON-2797</a> - Overviews list file index.php <span>CLOSED</span>	
Modify HTML template	yes	
Manage history	yes	
Truncate history	yes	
Delete HTML template	yes	


## Statistics -> Search Terms

Type	Backend	Frontend
Create search terms (with umlauts)		



## Administration -> Users

Type	Backend	Frontend
Create User	yes	
Edit user	yes	
Set user rights	 <a href="#">CON-2789</a> - Permissions assigned to a user are added or rendered twice <span>RESOLVED</span>	
Delete user	yes	

## Administration -> Groups

Type	Backend	Frontend
Create group	yes	
Edit group	yes	
Add group members	yes	
Delete group members	yes	
Set group rights	 <a href="#">CON-2789</a> - Permissions assigned to a user are added or rendered twice <span>RESOLVED</span>	
Delete group	yes	

## Administration -> Languages

Type	Backend	Frontend
Create language	 <a href="#">CON-2799</a> - Neu language create under Installation without client for php7.2 <span>OPEN</span>	
Edit language	yes	
Activate language	yes	
Deactive language	yes	
Delete language	 <a href="#">CON-2799</a> - Neu language create under Installation without client for php7.2 <span>OPEN</span>	

## Administration -> Clients

Type	Backend	Frontend
Create client	yes	
Edit client	yes	
Create/Edit article specifications	yes	
Delete article specifications	yes	
Define default article specification	yes	
Save client setting	yes	
Delete client setting	yes	

Edit client setting	yes	
Remove client	⚠ Client folder will not be deleted!	

## Administration -> Logs

Type	Backend	Frontend
Show log	yes	

## Administration -> Frontend

Type	Backend	Frontend
Create frontend user	yes	
Save frontend user	yes	
Add frontend user assignment	?	
Delete frontend user assignment	?	
Create frontend group	yes	
Save frontend group	yes	
Delete frontend group	yes	
Delete frontend user	yes	

## Administration -> Plugin Manager

Type	Backend	Frontend
Run Plugin Manager	yes	
Install plugin	yes	
Delete plugin	yes	

## Neues Passwort? YES

## Content Types

All content types need to be tested. This requires them to be used in a module which is assigned to a template and edited in an article.

1. **CMS\_HTMLHEAD**
  - a. Input of HTML text should print HTML
2. **CMS\_HTML**
  - a. Input of HTML text should print HTML
  - b. Create a new link to another CONTENIDO article (Should set a correct path in TinyMCE)
  - c. Embed an image from the file manager
3. **CMS\_TEXT**
  - a. Input of HTML text should print HTML plain
  - b. Input of text with paragraphs should print text with line breaks
4. **CMS\_HEAD**
  - a. Input of HTML text should print HTML plain
  - b. Input of text with paragraphs should print text with line breaks
5. **CMS\_DATE**
  - a. Current date should be highlighted
  - b. "Now" should select the current date and time
  - c. Choosing a date and time should display the selected date with the right format in the input field.
  - d. Saving with the green check mark should print the formatted date in the article.
  - e. Changing the format should update the displayed date in the article.
6. **CMS\_TEASER**
  - a. Automatic:
    - i. Headlines with umlauts should print at the selected template place
    - ii. Change the sort order of the teaser
  - b. Manual teaser:

- i. Select articles from different categories
  - c. Settings:
    - i. Change the display style of the teaser
    - ii. Image scale: "Cut" should display different sections
    - iii. Change the content types to display different content in the teaser
- 7. **CMS\_FILELIST**
  - a. Directories:
    - i. Select more than one directory
  - b. General
    - i. Try using headlines with umlauts
    - ii. Changing the sort order and sorting criteria
    - iii. Files from sub directories of the selected ones should be displayed if the checkbox is checked
    - iv. Meta data should be loaded and shortened if the checkbox is checked
  - c. Filter:
    - i. Filter files with file extensions and file sizes
  - d. Manual:
    - i. Select files to be included manually. Directories from the first tab should be ignored.
- 8. **CMS\_IMG / CMS\_IMGDESCR / CMS\_IMGEDITOR**
  - a. Directories:
    - i. Selecting a directory should display images on the right
    - ii. Selecting sub directories should display images
  - b. Meta:
    - i. Selecting a file should display its path and meta information
  - c. Upload:
    - i. Create a new directory with new files. Selection should preview the image
    - ii. Upload new files in the main directory
    - iii. Upload new files in a sub directory
    - iv. Selecting an existing file should display a preview
  - d. Save image with the green check mark. It should be displayed in the article
- 9. **CMS\_LINK / CMS\_LINKTARGET / CMS\_LINKDESCR / CMS\_LINKEDITOR**
  - a. Checking "New window" should set LINKTARGET to display in a new window
  - b. Changing the title should be reflected in LINKDESCR
  - c. External:
    - i. External links should link to external websites
  - d. Internal:
    - i. Internal links should be SEO optimized or contain a front\_content.php link
  - e. Link to a file:
    - i. Create new directories with new files. Selecting should link to that file
    - ii. Upload new files to the main directory
    - iii. Upload new files to a sub directory
    - iv. Selecting an existing file should link to it
  - f. Save content with green check mark